



MODEL 9430

MANUAL PNEUMATIC OR HYDRAULIC CONTROLLER



A Model 9430 manual controller is for use with hydraulic or pneumatic fluid pressure circuits. It is most commonly utilized between a double-acting power hydraulic cylinder and a hydraulic controller to allow manual takeover of automatic control of the power cylinder.

The unit can manually control in four different positions:

1. **AUTOMATIC** – Allows normal automatic control.
2. **OPEN** – Pressurizes the end of power cylinder that “opens” end control device such as damper, valve, etc.
3. **STOP** – Locks fluid pressure at switchover time into “last operating” position.
4. **CLOSED** – Pressurizes the end of power cylinder that “closes” end control device.

Controller can be manually sequenced in steps to allow proper calibration settings of power cylinder-to-controlled variable.

Unit can be surface or panel mounted. Unit may be locally or remotely located. 1/4" (DN8) MPT x 3/8" (9.5 mm) O.D. brass tube fittings are included.

STANDARD / GENERAL SPECIFICATIONS

Max. Operating Pressure: 100 psig WOG (6.9 Barg WOG).

Operating Temperature Range: -20 to +120°F (-29 to +49°C).

Capacity:

Q̇-gpm	ΔP-psi	Q̇-M ³ /Hr	ΔP-Bar
1.2	10	5.3	0.7
1.4	15	6.2	1.0
1.6	20	7.0	1.4

Max. Cv ≈ 0.35 (.30 kv) in any operating position.

Materials

Wetted Materials: Bronze and Brass.

Lubricant: Extra Heavy Duty Wheel Bearing Grease.

Tube Fittings: Brass. 1/4" (DN8) MPT x 3/8" (9.5 mm) O.D. tube, compression-type.

O-rings: Buna-N.

Cap Screws: Base – Plated Steel, Lever – Brass.

Spring: 302 SST.

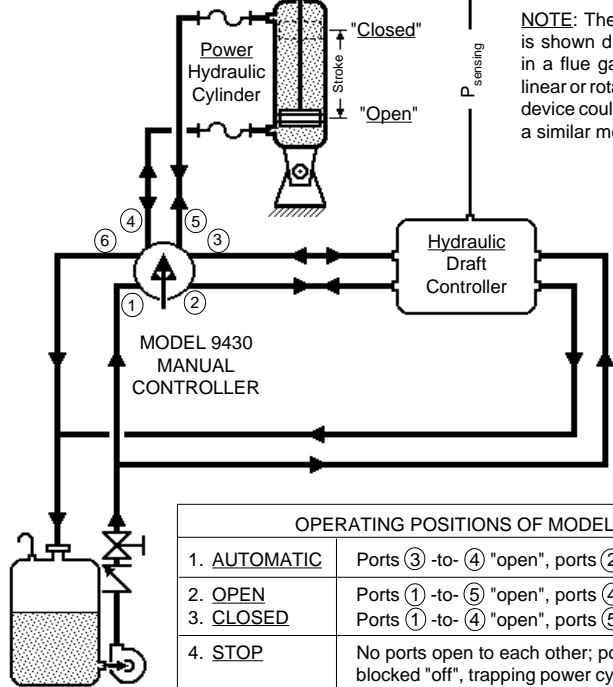
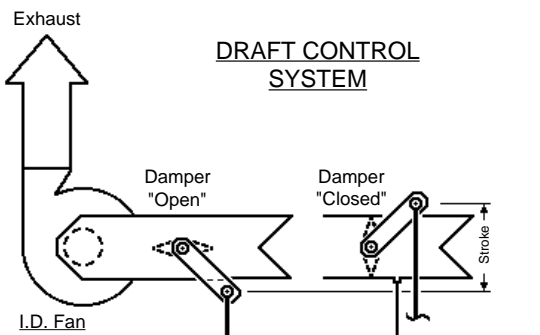
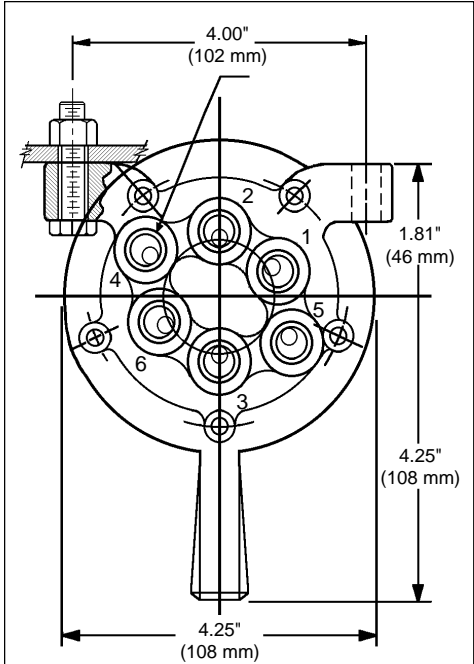
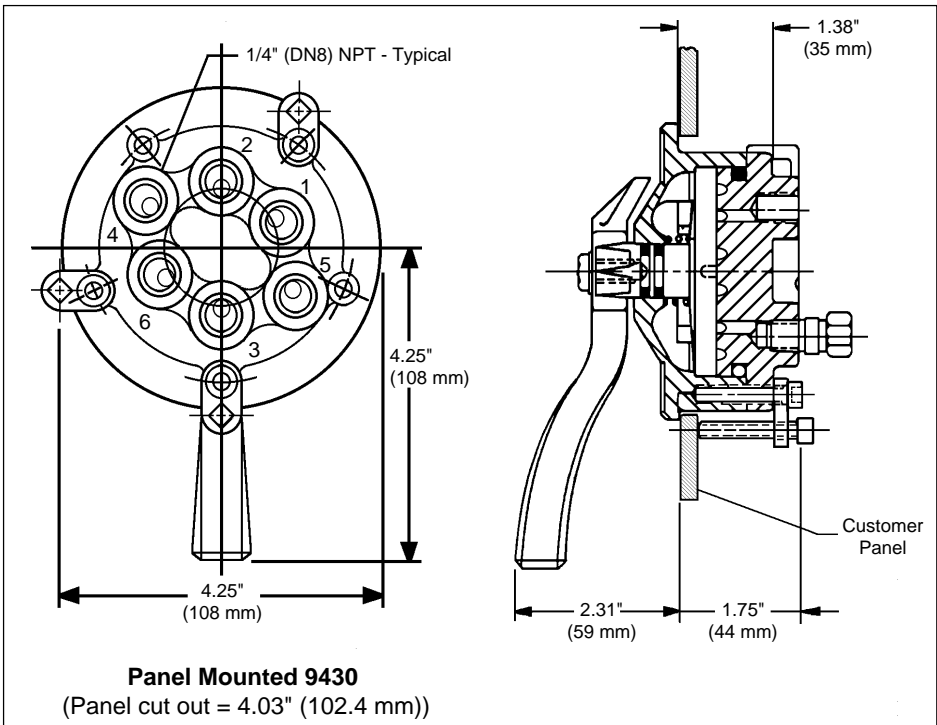
Lever: Bronze.

PRODUCT CODE

94 2 – 3 B1 7 – 1 0 0 0 0 0 0 0 A

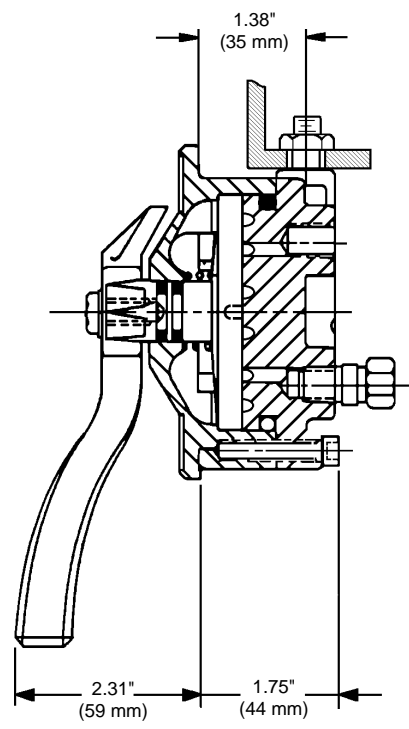
MOUNTING	CODE
Surface	1
Panel	2





OPERATING POSITIONS OF MODEL 9430	
1. AUTOMATIC	Ports ③ -to- ④ "open", ports ② -to- ⑤ "open".
2. OPEN	Ports ① -to- ⑤ "open", ports ④ -to- ⑥ "open".
3. CLOSED	Ports ① -to- ④ "open", ports ⑤ -to- ⑥ "open".
4. STOP	No ports open to each other; ports ④ & ⑤ blocked "off", trapping power cylinder into position.

HYDRAULIC PUMP/POWER UNIT



Surface Mounted 9430

Cashco, Inc.
P.O. Box 6
Ellsworth, KS 67439-0006
PH (785) 472-4461
FAX (785) 472-3539
www.cashco.com
E-mail: sales@cashco.com
exportsales@cashco.com
Printed in U.S.A. 9430-TB -dlb